

Paper Plate Easter Egg with Cross





Luke 24: 6-7

⁶ He is not here; he has risen! Remember how he told you, while he was still with you in Galilee: ⁷ "The Son of Man must be delivered over to the hands of sinners, be crucified and on the third day be raised again."


What you need: 2 paper plates, coloured/patterned paper and/or colouring pencils/pens, scissors, glue and 2 split pins.

1. Using the templates below if required, cut a cross, heart, and circle out of coloured paper and glue to a paper plate.
2. Cut an egg shape out of pastel coloured paper and draw a design on it or colour in the one below and cut out.
3. Glue the egg to a second paper plate.
4. Cut the paper plate with the egg shape in half.
5. Fasten the two halves to the cross plate with 2 split pins.



Church House
Collection ©

Decorated Foil Cross



1 Corinthians 6:14

By his power God raised the Lord from the dead, and he will raise us also.

You will need: card (such as from an old cereal box); scissors; foil; a blunt pencil.

1. Cut out a piece of card into a cross shape, then wrap it in foil.
2. Use a blunt pencil to make marks and patterns into it and to make the cross look beautiful.

Coloured Cross



Romans 6:8-11

⁸ Now if we died with Christ, we believe that we will also live with him. ⁹ For we know that since Christ was raised from the dead, he cannot die again; death no longer has mastery over him. ¹⁰ The death he died, he died to sin once for all; but the life he lives, he lives to God.

¹² In the same way, count yourselves dead to sin but alive to God in Christ Jesus.

You will need: Dark coloured paper, PVA glue, watercolours or food colouring.

1) Draw a cross outline using white glue on paper (looks better on dark colours) and while the glue is wet cover it with salt. Gently tip off the excess.

2) Then colour the salt by gently dabbing dilute water colours over the salt. Food colouring works too.

Watch carefully as the colour spreads throughout the salt, transforming the edges of the cross.

Easter Rocks



John 14:6

Jesus answered, "I am the way and the truth and the life. No one comes to the Father except through me."

You will need: rocks or large pebbles (collected from a walk), paints or chalk pens.

Collect smooth rocks or pebbles and paint an Easter Scene, or something that reminds you of Jesus' amazing love through his sacrifice for us.

3D Eggs



1 Peter 1:3

Praise be to the God and Father of our Lord Jesus Christ! In his great mercy he has given us new birth into a living hope through the resurrection of Jesus Christ from the dead.

You will need: printer: paper, scissors, string/thread/ribbon/wool, colouring pens/pencils

- 1) Print template below (makes 4) and colour as desired and cut out.
- 2) Cut the dotted line right up to the centre.
- 3) Slide the eggs together, top to bottom.
- 4) Glue a ribbon or thread onto the top (or hole punch a small hole and tie a ribbon through).

