

Lent begins on Ash Wednesday, six and a half weeks before Easter, and provides for a 40-day fast (Sundays are excluded), that remembers Jesus Christ's fasting in the wilderness before he began his public ministry.

By the keeping of Lent, Christians take to heart the call to say sorry and have the assurance of forgiveness proclaimed in the Gospel, and so grow in faith and devotion to our Lord.

Lent isn't about giving things up but about growing closer to Jesus. These crafts are designed to help you think about ways you can do this. Each one has a Bible passage to reflect on.

Helping Hands Picture

Galatians 6:2

Carry each other's burdens, and in this way, you will fulfil the law of Christ.

Draw around your hand three times at different angles, then colour in each section a different colour for an amazing effect.

Listen to [Ask Seek Knock \(Lyric Video\) - Hillsong Kids - YouTube](#) as you colour!



My Lenten Good Deeds Chart

NAME: _____



AH


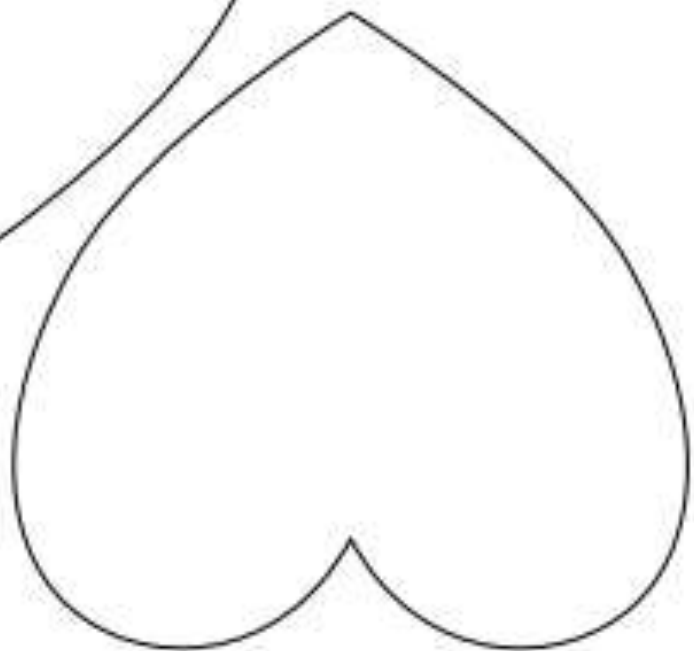

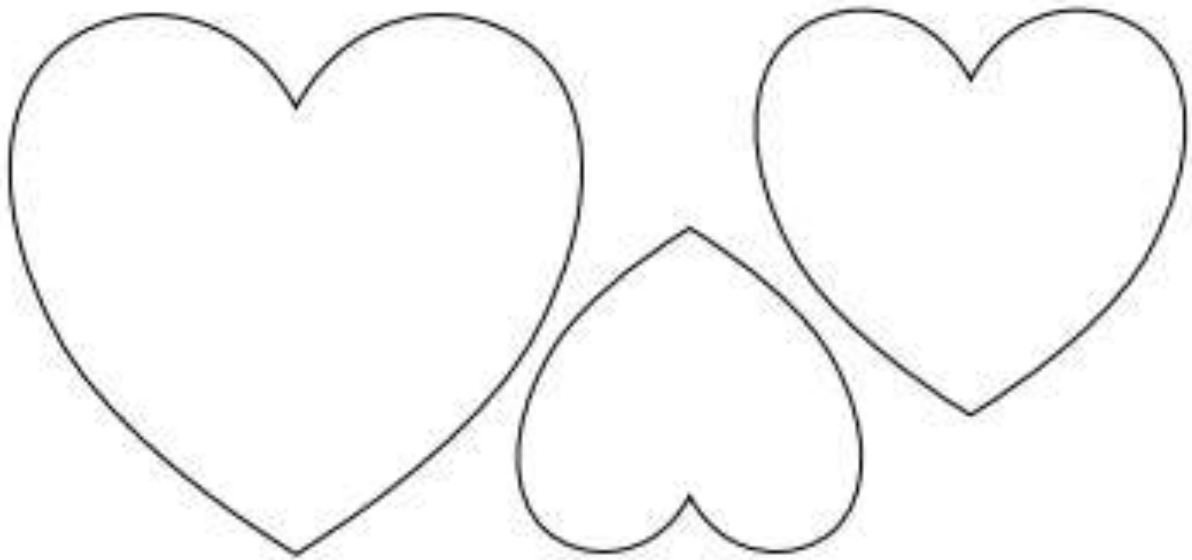
Paper Heart and Cross Wreath

The colour purple is used during Lent.

The Bible tells us that Pilate and his soldiers placed a purple robe on Jesus, just before His crucifixion. (Mark 15:16-20)
"...they put on Him a purple robe.



- 1) Cut out the inner circle of a paper plate and about 20 hearts and crosses of different size and colour.
- 2) Hole punch a hole for the ribbon or wool to be tied through.
- 3) Begin randomly gluing the hearts on the paper ring until you feel you have enough coverage (avoiding the hole). Then stick on the crosses.
- 4) Make a loop with ribbon or wool to hang your wreath.



Cardboard Lacing Hearts

Deuteronomy 6:5

You shall love the Lord your God with all your heart and with all your soul and with all your might.




- 1) Draw large heart shapes on a piece of thick cardboard.
- 2) Then cut out, poke holes around the edge with a hole punch/thick needle.
- 3) Thread the wool through the holes.

If you have purple wool, then that would fit in with the theme of Lent!

Heart Decoration

1 John 4:19

We love because he first loved us.



- 1) Fold a piece of portrait A4 paper in half, in half again and half one more time!
- 2) Unfold and cut into strips. Fold each strip in half.
- 3) Glue the ends of each strip to form a heart.
- 4) Glue the sides of each heart together to form a circle.
- 5) Tape wool or ribbon to the top in order to hang.

Lenten Tree

1 Corinthians 13:7

⁶ Love does not delight in evil but rejoices with the truth. ⁷ It always protects, always trusts, always hopes, always perseveres.



- 1) Draw around your hand and lower arm 4 times on brown paper or use white and shade in brown.
- 2) Stick onto A3 card or paper (or stick to A4 pieces together).
- 3) Pray for someone or people somewhere every day and write their name on a heart and stick it on the tree.